

Traffic Safety Instructions

For Drivers

Always carry your driver's license when you drive.

Your International Driving Permit is valid for one year after it was issued and one year after you landed in Japan. Both conditions are mandatory.

Also, your International Driving permit will be invalid and you are not allowed to drive if you leave Japan and reenter Japan within the period of three months even though your permit issued in the country you stayed is still in its valid period.

At an intersection with a 'Stop' sign, you must stop before the stop line and look both ways to check safety.

You should not interfere with the traffic from both sides.

When you make a right turn at an intersection, move over close to centerline well ahead of the turn and keep close to the centerline as well as slow down.

When there are pedestrians crossing at the intersection, you must stop.

Don't drink and drive.

Also, avoid driving when you take medicine that could affect your driving (e.g. cold medicine, headache pills).

When you drive, not only you but also your passengers should wear seat belts.

When you cause a traffic accident resulting in injuries, you must provide aid to the injured and report to the police immediately. Even though no one is injured in the accident, you are also required to report to the police. Failure to report will cause penalties. Call #110.

For pedestrians and bicyclists

Pedestrians should walk on sidewalks. On roads without sidewalks, pedestrians must keep to the right.

Bicyclists are required to ride far left in the roadway.

However, at places with the sign 'bicycles may travel on the sidewalk', you may ride your bicycle on the sidewalk along the roadway.

At an intersection with a 'Stop' sign, you must stop before the stop line and look both ways to check the safety.









Also, when you are at a blind intersection or you are entering a wide road from a narrow road, you must stop to check the safety.

When you make a right turn at an intersection with traffic lights by bicycle, you must go straight when the traffic light ahead is green and after crossing the road, you must turn to the right and go straight when the traffic light ahead turns green.

At an intersection without traffic lights, you must turn right as you check the safety backwards.

Pedestrians must observe the traffic light for pedestrians

Traffic Signs

			
Stop	Maximum Speed Limit	No Parking	No Parking or Stopping
			
One Way	Designated directions	No Entry for Vehicles	Do not move into the right lane for overtaking