

# 1 平成19年東京都中央卸売市場取扱実績

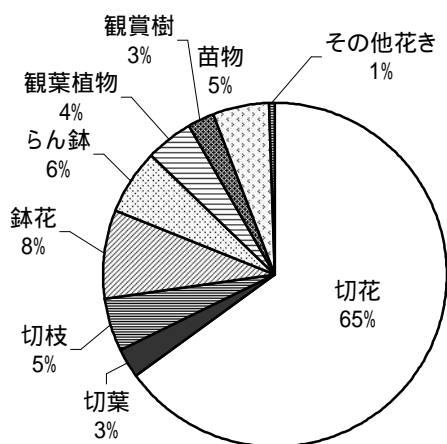
## 1- 東京都中央卸売市場 部類別販売実績(総数)

	年計	1月	2月	3月	4月	5月	6月	7月	8月	9月	10月	11月	12月	
総数	金額(千円)	99,763,923	6,562,690	6,783,114	#####	7,906,063	9,674,820	6,602,165	6,948,965	7,219,905	8,614,221	8,540,189	8,435,469	11,477,508
	前年対比	104%	117%	104%	102%	106%	96%	90%	104%	105%	97%	115%	109%	105%
切花	数量(千本)	1,024,790	69,622	76,842	118,255	82,151	87,100	75,766	84,452	94,054	98,711	76,021	68,849	92,967
	前年対比	100%	107%	103%	93%	110%	96%	102%	100%	109%	97%	99%	94%	94%
	金額(千円)	64,838,770	4,606,406	4,526,194	7,789,747	4,833,410	5,086,305	3,896,340	4,734,779	5,733,953	6,278,768	5,661,911	5,110,809	6,580,149
	前年対比	105%	116%	102%	103%	118%	90%	85%	103%	110%	97%	122%	115%	104%
切葉	金額(千円)	63	66	59	66	59	58	51	56	61	64	74	74	71
	前年対比	105%	108%	99%	110%	107%	93%	83%	103%	101%	100%	123%	123%	111%
	数量(千枚)	89,236	5,522	5,698	8,379	8,590	9,718	7,983	7,821	6,831	7,422	7,802	6,953	6,517
	前年対比	104%	110%	104%	103%	113%	94%	106%	106%	114%	92%	114%	104%	95%
切枝	金額(千円)	2,755,958	167,284	173,300	286,971	278,262	289,949	219,245	235,118	205,595	231,474	245,295	224,519	198,945
	前年対比	106%	103%	106%	110%	119%	95%	105%	107%	112%	97%	115%	101%	99%
	価格(円/枚)	31	30	30	34	32	30	27	30	30	31	31	32	31
	前年対比	107%	109%	105%	108%	108%	106%	106%	105%	105%	112%	108%	104%	104%
鉢花	数量(千束)	31,024	1,530	2,495	2,038	1,248	1,251	1,368	1,632	1,406	1,620	2,218	2,264	11,955
	前年対比	105%	120%	108%	92%	105%	109%	103%	109%	107%	90%	105%	106%	106%
	金額(千円)	4,914,633	285,096	397,977	403,051	277,911	269,724	256,969	265,974	239,227	325,624	442,113	415,645	1,335,322
	前年対比	103%	117%	94%	98%	107%	98%	97%	108%	112%	95%	118%	108%	102%
らん鉢	価格(円/束)	158	186	160	198	223	216	188	163	170	201	199	184	112
	前年対比	99%	97%	87%	106%	103%	90%	94%	99%	105%	105%	112%	102%	96%
	数量(千鉢)	27,247	1,966	2,232	2,801	2,169	3,697	1,968	1,410	997	1,955	2,354	2,660	3,038
	前年対比	94%	106%	98%	96%	83%	100%	93%	96%	80%	94%	94%	86%	99%
観葉植物	金額(千円)	8,288,193	479,957	568,001	719,192	605,152	1,344,223	534,202	371,624	221,882	485,788	575,220	980,877	1,402,076
	前年対比	101%	121%	116%	101%	87%	105%	97%	101%	77%	97%	94%	96%	110%
	価格(円/鉢)	304	244	254	257	279	364	271	264	223	248	244	369	462
	前年対比	107%	115%	118%	105%	105%	105%	103%	105%	96%	103%	100%	112%	111%
鑑賞樹	数量(千鉢)	2,300	193	225	268	180	263	141	135	87	142	143	188	335
	前年対比	96%	99%	100%	99%	75%	100%	99%	109%	89%	101%	101%	92%	98%
	金額(千円)	6,346,026	443,920	427,330	641,496	514,055	638,779	414,610	469,191	299,932	465,141	478,047	580,138	973,388
	前年対比	101%	113%	97%	108%	90%	106%	106%	105%	95%	95%	99%	96%	99%
苗木	価格(円/鉢)	2,759	2,305	1,901	2,398	2,854	2,428	2,932	3,480	3,453	3,279	3,338	3,079	2,903
	前年対比	104%	114%	97%	109%	120%	106%	107%	97%	106%	95%	98%	105%	102%
	数量(千鉢)	11,300	608	665	983	1,168	1,477	1,314	1,147	752	1,003	944	766	474
	前年対比	98%	126%	110%	102%	86%	99%	95%	100%	81%	99%	99%	98%	107%
その他花き	金額(千円)	4,378,239	263,090	272,545	418,752	487,188	557,937	514,693	460,645	277,903	349,734	327,758	261,818	186,175
	前年対比	97%	117%	103%	98%	88%	100%	99%	103%	79%	99%	99%	96%	100%
	価格(円/鉢)	387	433	410	426	417	378	392	402	370	349	347	342	393
	前年対比	100%	93%	94%	96%	102%	101%	104%	103%	98%	100%	100%	98%	94%
鑑賞樹	数量(千鉢)	5,665	237	344	621	756	1,085	502	260	163	372	509	440	375
	前年対比	101%	108%	117%	107%	89%	95%	93%	105%	95%	104%	107%	103%	112%
	金額(千円)	2,508,842	100,743	125,260	228,456	332,142	687,997	213,965	102,350	51,995	135,960	195,241	169,550	165,184
	前年対比	102%	134%	124%	99%	92%	95%	99%	111%	82%	107%	123%	108%	113%
苗木	価格(円/鉢)	443	426	364	368	439	634	426	394	319	365	383	385	440
	前年対比	102%	123%	106%	93%	102%	100%	106%	105%	86%	103%	116%	105%	101%
	数量(千箱)	3,686	155	185	338	380	530	386	207	135	202	371	473	325
	前年対比	98%	120%	109%	99%	86%	109%	95%	100%	88%	105%	88%	95%	99%
その他花き	金額(千円)	5,161,071	196,121	273,464	478,595	546,182	745,913	517,036	264,920	158,864	306,085	573,953	644,282	455,655
	前年対比	106%	143%	134%	94%	86%	115%	102%	124%	82%	103%	97%	111%	127%
	価格(円/箱)	1,400	1,268	1,478	1,415	1,439	1,406	1,338	1,282	1,177	1,516	1,549	1,362	1,404
	前年対比	108%	119%	123%	95%	100%	106%	107%	124%	94%	98%	110%	117%	129%
その他花き	数量(千箱)	603	10	17	23	38	56	27	86	65	38	47	92	104
	前年対比	96%	97%	111%	93%	83%	108%	102%	90%	112%	93%	90%	92%	98%
	金額(千円)	572,190	20,072	19,045	32,554	31,761	53,992	35,104	44,364	30,555	35,647	40,651	47,831	180,615
	前年対比	103%	171%	83%	107%	115%	94%	98%	97%	100%	100%	111%	103%	103%
その他花き	価格(円/箱)	915	2,042	1,220	1,292	696	1,049	1,308	464	529	880	784	480	1,710
	前年対比	103%	171%	83%	107%	115%	94%	98%	97%	100%	100%	111%	103%	103%

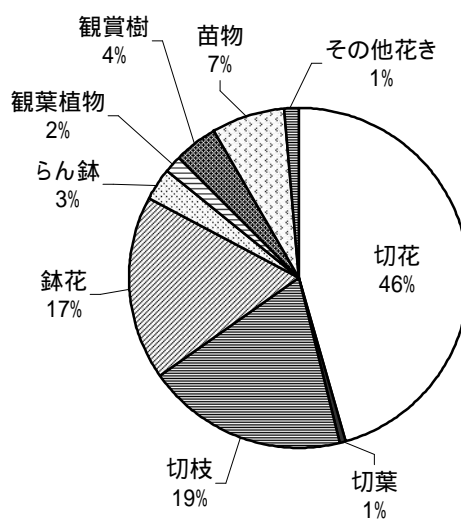
1- 東京都中央卸売市場 部類別販売実績(茨城県産)

		年計	1月	2月	3月	4月	5月	6月	7月	8月	9月	10月	11月	12月
総数	金額(千円)	4,731,501	220,883	225,159	319,314	286,870	571,982	346,519	366,460	315,793	389,274	365,610	351,726	971,912
	前年対比	101%	122%	112%	95%	97%	99%	89%	105%	95%	94%	113%	109%	103%
切花	数量(千本)	43,821	1,776	1,562	2,130	1,745	3,152	5,277	7,274	6,273	6,240	3,952	2,440	1,999
	前年対比	101%	112%	99%	87%	100%	100%	113%	110%	101%	89%	97%	114%	88%
	金額(千円)	2,156,095	123,881	104,115	163,331	118,798	197,314	206,664	258,927	238,101	262,699	194,114	142,439	145,712
	前年対比	101%	118%	105%	101%	117%	93%	84%	104%	97%	91%	129%	123%	95%
切葉	価格(円/本)	49	70	67	77	68	63	39	36	38	42	49	58	73
	前年対比	100%	105%	106%	115%	117%	93%	74%	95%	96%	102%	133%	108%	108%
	数量(千枚)	817	8	8	10	69	298	111	124	62	51	31	19	26
	前年対比	99%	96%	140%	102%	241%	92%	93%	99%	105%	83%	53%	118%	343%
切枝	金額(千円)	29,703	318	271	508	3,169	8,457	4,719	4,620	2,230	2,048	1,269	716	1,378
	前年対比	101%	83%	156%	129%	281%	81%	102%	108%	119%	96%	50%	79%	266%
	価格(円/枚)	36	39	34	50	46	28	43	37	36	40	41	37	53
	前年対比	102%	87%	111%	127%	117%	88%	110%	109%	114%	115%	95%	67%	78%
鉢花	数量(千束)	8,711	177	212	155	61	55	85	174	140	141	218	270	7,024
	前年対比	101%	116%	91%	76%	82%	93%	79%	97%	77%	89%	102%	108%	103%
	金額(千円)	909,272	24,644	28,939	22,314	18,587	15,583	17,875	30,182	27,464	29,158	36,166	32,545	625,813
	前年対比	102%	109%	88%	85%	98%	92%	90%	107%	103%	98%	119%	109%	103%
らん鉢	価格(円/束)	104	139	136	144	304	285	211	174	197	207	166	120	89
	前年対比	102%	93%	96%	112%	119%	99%	114%	111%	134%	109%	116%	101%	101%
	数量(千鉢)	2,456	175	173	206	156	417	159	107	78	179	249	295	262
	前年対比	93%	115%	108%	79%	67%	93%	98%	83%	69%	102%	96%	105%	97%
観葉植物	金額(千円)	820,930	45,375	51,853	62,058	51,096	180,568	45,149	26,057	18,083	43,782	58,156	111,222	127,532
	前年対比	100%	131%	131%	84%	76%	106%	101%	86%	73%	94%	92%	103%	108%
	価格(円/鉢)	334	259	300	301	328	433	284	244	231	244	233	377	487
	前年対比	108%	113%	121%	107%	113%	114%	103%	103%	107%	92%	96%	99%	112%
鑑賞樹	数量(千鉢)	38	2	4	6	5	4	3	2	2	3	3	2	2
	前年対比	103%	80%	86%	111%	103%	107%	118%	144%	175%	127%	84%	74%	83%
	金額(千円)	146,571	6,644	9,504	17,933	14,890	14,513	11,580	12,956	10,128	13,323	13,071	11,308	10,720
	前年対比	130%	137%	134%	167%	120%	98%	109%	200%	270%	149%	114%	111%	92%
苗木	価格(円/鉢)	3,822	3,317	2,585	3,112	3,034	3,235	3,804	5,476	4,390	4,324	4,834	5,604	5,384
	前年対比	126%	171%	156%	150%	117%	91%	92%	139%	154%	117%	135%	150%	112%
	数量(千鉢)	392	21	22	31	39	51	33	42	30	51	36	26	12
	前年対比	89%	200%	115%	95%	77%	92%	74%	87%	73%	112%	84%	86%	54%
その他花き	金額(千円)	75,349	2,705	3,227	4,927	8,545	11,887	9,184	8,834	5,843	7,844	6,401	4,321	1,633
	前年対比	87%	156%	96%	74%	76%	89%	95%	88%	64%	101%	93%	106%	63%
	価格(円/鉢)	192	131	150	160	221	234	280	212	193	153	175	168	142
	前年対比	98%	78%	83%	78%	99%	97%	129%	101%	88%	90%	110%	123%	116%
苗木	数量(千箱)	391	7	22	42	50	107	30	25	19	26	41	13	9
	前年対比	111%	146%	170%	120%	88%	106%	105%	141%	139%	97%	97%	105%	419%
	金額(千円)	196,269	2,161	5,958	13,715	24,950	85,641	13,513	6,688	4,338	7,592	23,053	5,539	3,120
	前年対比	103%	179%	174%	105%	85%	105%	71%	107%	105%	103%	124%	91%	258%
苗木	価格(円/箱)	502	303	276	328	503	799	448	271	226	288	558	428	331
	前年対比	93%	122%	102%	87%	96%	99%	67%	76%	75%	106%	127%	87%	61%
	数量(千箱)	263	13	16	25	30	40	30	14	7	14	22	32	21
	前年対比	93%	158%	122%	89%	82%	115%	104%	105%	63%	100%	73%	82%	85%
その他花き	金額(千円)	333,110	14,677	19,221	31,523	38,319	49,383	36,629	16,958	9,373	20,679	29,359	34,845	32,142
	前年対比	99%	175%	142%	85%	78%	111%	109%	127%	59%	106%	82%	85%	133%
	価格(円/箱)	1,264	1,168	1,233	1,262	1,266	1,242	1,230	1,208	1,282	1,475	1,335	1,078	1,545
	前年対比	106%	111%	116%	96%	96%	97%	105%	121%	94%	106%	112%	104%	155%
その他花き	数量(千箱)	52	0	4	1	8	4	2	5	1	6	6	8	7
	前年対比	80%	7%	98%	28%	117%	78%	73%	66%	32%	100%	86%	153%	51%
	金額(千円)	64,203	478	2,072	3,005	8,514	8,635	1,207	1,237	233	2,150	4,021	8,790	23,862
	前年対比	95%	33%	101%	65%	173%	71%	79%	95%	24%	88%	94%	109%	100%
その他花き	価格(円/箱)	1,224	4,305	542	4,292	1,094	2,169	546	242	302	341	622	1,059	3,454
	前年対比	119%	442%	103%	229%	149%	92%	109%	144%	76%	88%	109%	72%	194%

# 1 - 東京都中央卸売市場 部類別取扱金額シェア

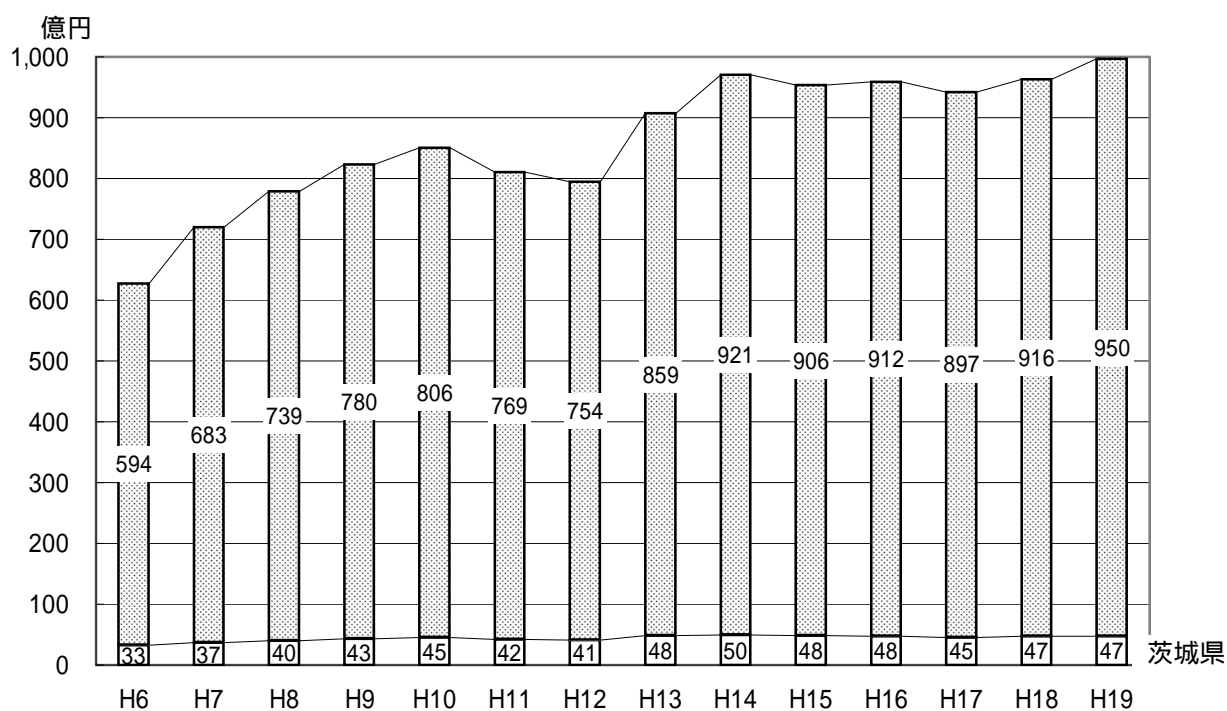


都中央卸売市場全体



茨城県産

# 2 東京都中央卸売市場 取扱金額推移



## 都中央卸売市場花き部の整備状況

- |            |            |
|------------|------------|
| 昭和63年4月25日 | 北足立市場花き部開場 |
| 平成元年9月5日   | 大田市場花き部開場  |
| 平成5年2月24日  | 板橋市場花き部開場  |
| 平成7年4月14日  | 葛西市場花き部開場  |
| 平成15年4月13日 | 世田谷市場花き部開場 |