

1 平成25年東京都中央卸売市場取扱実績

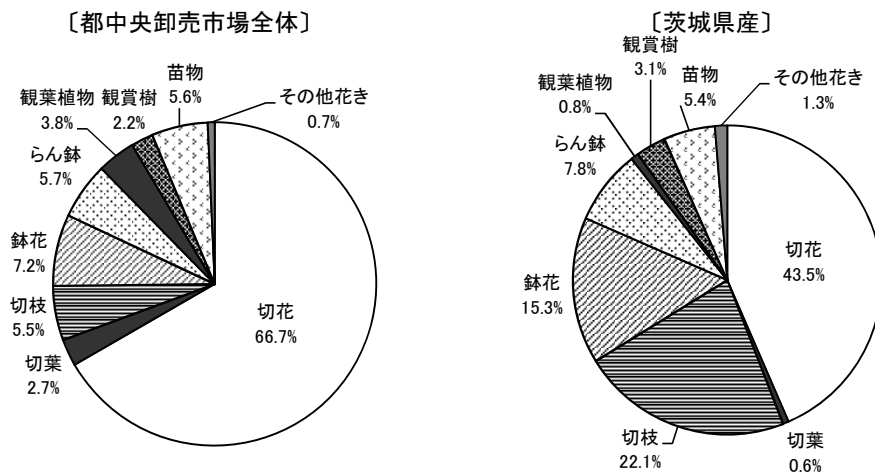
(1)-ア 東京都中央卸売市場 部類別販売実績(総数)

区分	年計	1月	2月	3月	4月	5月	6月	7月	8月	9月	10月	11月	12月	
総数	金額(千円)	86,177,982	5,087,768	5,295,492	8,569,786	7,244,957	9,055,171	5,730,166	6,716,493	6,422,860	8,013,787	6,354,902	7,568,365	10,118,232
	前年対比	100%	100%	85%	91%	106%	101%	99%	115%	98%	112%	90%	105%	97%
切花	数量(千本)	927,713	59,227	66,472	114,263	71,562	81,811	59,962	81,551	85,338	94,427	64,781	61,545	86,773
	前年対比	99%	99%	100%	108%	96%	105%	87%	101%	94%	102%	90%	97%	103%
	金額(千円)	57,461,775	3,718,322	3,716,987	6,060,916	4,384,601	4,858,276	3,589,287	4,935,303	5,146,608	6,153,471	4,172,223	4,622,977	6,102,804
	前年対比	99%	99%	100%	108%	96%	105%	87%	101%	94%	102%	90%	97%	103%
切葉	価格(円/本)	62	63	56	53	61	59	60	61	60	65	64	75	70
	前年対比	101%	102%	82%	80%	108%	102%	115%	120%	102%	113%	100%	110%	96%
	数量(千枝)	77,668	5,074	5,222	7,287	7,326	8,552	6,027	7,106	5,909	7,098	5,982	6,150	5,934
	前年対比	95%	93%	86%	94%	103%	100%	90%	102%	92%	103%	85%	98%	94%
切枝	金額(千円)	2,320,717	129,452	145,451	223,607	238,361	255,303	178,785	216,901	169,274	211,563	179,808	190,377	181,836
	前年対比	103%	95%	87%	98%	111%	107%	105%	117%	98%	115%	91%	106%	102%
	価格(円/枝)	30	26	28	31	33	30	30	31	29	30	30	31	31
	前年対比	108%	102%	100%	104%	108%	107%	116%	114%	106%	112%	107%	108%	108%
鉢花	数量(千鉢)	19,148	1,290	1,316	1,847	1,693	3,327	1,287	933	654	1,124	1,613	2,071	1,994
	前年対比	94%	90%	99%	105%	101%	91%	92%	85%	108%	89%	92%	99%	88%
	金額(千円)	6,168,138	302,345	293,264	451,327	481,405	1,488,819	336,028	240,417	159,750	292,196	378,301	791,657	952,628
	前年対比	98%	91%	93%	105%	105%	101%	92%	90%	119%	101%	93%	102%	91%
らん鉢	価格(円/鉢)	322	234	223	244	284	447	261	258	244	260	234	382	478
	前年対比	104%	101%	94%	100%	103%	110%	99%	106%	110%	114%	101%	103%	104%
	数量(千鉢)	1,728	153	152	197	165	192	115	101	82	102	104	130	234
	前年対比	94%	73%	102%	97%	111%	90%	97%	98%	116%	92%	102%	101%	85%
観葉植物	金額(千円)	4,891,435	311,072	318,083	533,928	439,894	440,375	353,310	370,195	261,421	342,298	364,488	467,672	688,700
	前年対比	99%	102%	108%	106%	113%	87%	99%	106%	116%	94%	97%	103%	87%
	価格(円/鉢)	2,831	2,033	2,093	2,706	2,671	2,294	3,060	3,661	3,184	3,367	3,492	3,584	2,946
	前年対比	106%	139%	106%	109%	102%	98%	102%	108%	100%	102%	96%	103%	102%
観賞樹	数量(千鉢)	8,359	372	408	703	1,010	1,027	942	845	607	741	747	574	384
	前年対比	95%	89%	95%	106%	110%	79%	96%	92%	101%	95%	95%	94%	94%
	金額(千円)	3,282,264	171,628	182,063	301,815	404,935	385,254	349,305	347,196	234,367	271,284	265,386	209,384	159,648
	前年対比	96%	96%	102%	103%	106%	82%	93%	94%	105%	95%	96%	96%	104%
苗木	価格(円/鉢)	393	462	446	429	401	375	371	411	386	366	355	365	416
	前年対比	102%	109%	107%	97%	97%	103%	98%	102%	103%	99%	101%	102%	111%
	数量(千鉢)	4,123	163	231	424	668	829	403	182	115	230	329	313	237
	前年対比	96%	93%	111%	107%	109%	81%	95%	97%	110%	95%	93%	112%	82%
その他花き	金額(千円)	1,912,731	54,852	81,952	182,199	370,742	482,122	169,593	63,846	50,251	89,911	123,392	132,113	111,759
	前年対比	100%	103%	111%	116%	140%	87%	103%	91%	122%	99%	69%	96%	93%
	価格(円/鉢)	464	337	355	429	555	581	421	350	436	391	376	422	472
	前年対比	104%	111%	100%	109%	128%	108%	108%	93%	111%	105%	74%	86%	112%
その他花き	数量(千箱)	3,327	131	135	287	381	481	352	189	109	167	341	470	284
	前年対比	100%	101%	106%	121%	102%	91%	101%	95%	101%	94%	90%	107%	103%
	金額(千円)	4,843,784	171,460	176,111	430,848	609,253	798,883	476,164	222,507	141,209	276,930	499,766	649,945	390,709
	前年対比	101%	104%	109%	123%	103%	97%	99%	93%	118%	110%	87%	104%	98%
その他花き	価格(円/箱)	1,456	1,311	1,308	1,502	1,597	1,659	1,353	1,175	1,291	1,658	1,467	1,382	1,378
	前年対比	101%	103%	102%	102%	101%	107%	98%	98%	116%	118%	97%	97%	95%
	数量(千箱)	854	9	18	16	44	55	24	157	98	36	46	105	248
	前年対比	95%	52%	104%	71%	131%	98%	71%	92%	98%	94%	68%	99%	105%
その他花き	金額(千円)	591,904	13,496	12,734	28,980	36,619	57,778	28,130	41,086	38,897	39,526	34,242	70,594	189,822
	前年対比	101%	100%	82%	105%	127%	119%	112%	92%	101%	100%	65%	110%	102%
	価格(円/箱)	693	1,517	718	1,818	833	1,049	1,169	262	398	1,111	747	673	766
	前年対比	106%	192%	79%	148%	97%	121%	159%	100%	103%	106%	95%	112%	97%

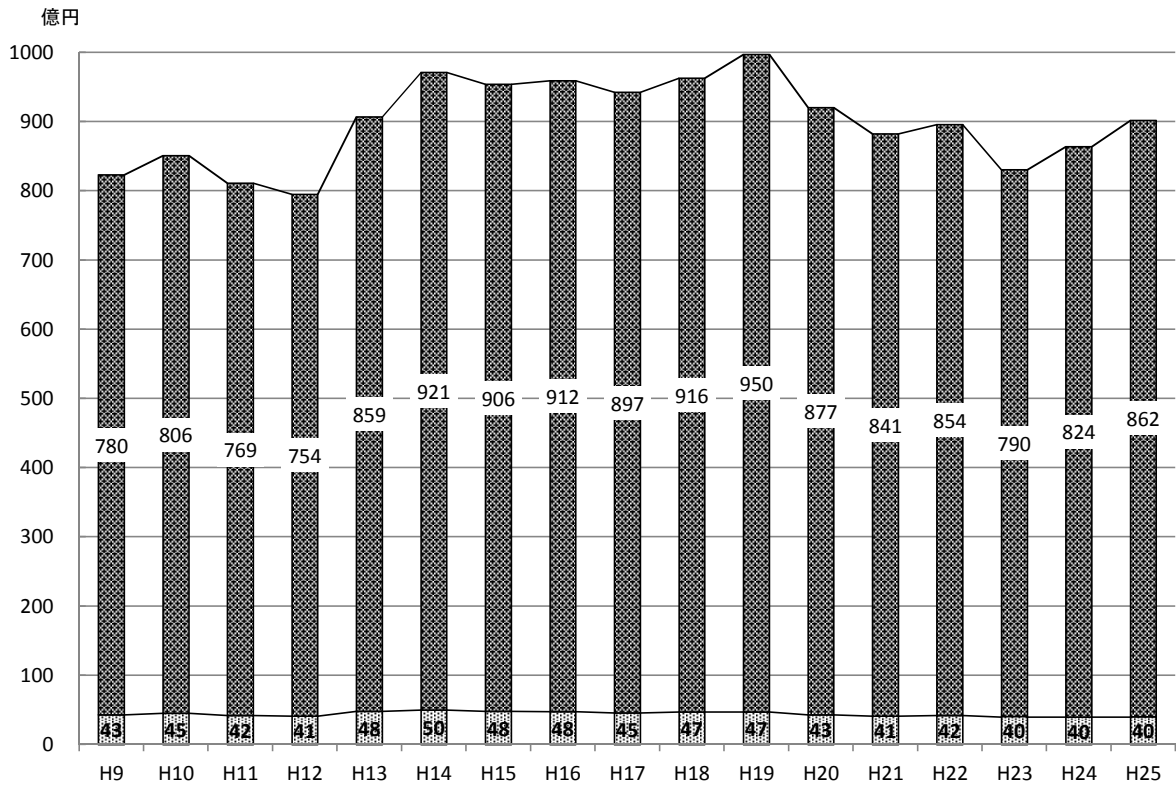
(1)-イ 東京都中央卸売市場 部類別販売実績(茨城県産)

区分	年計	1月	2月	3月	4月	5月	6月	7月	8月	9月	10月	11月	12月	
総数	金額(千円)	4,017,687	159,423	191,580	270,994	254,605	500,074	289,411	329,698	247,002	297,533	260,352	293,295	923,721
	前年対比	101%	98%	92%	105%	107%	100%	104%	122%	106%	100%	87%	103%	99%
切花	数量(千本)	34,797	1,391	1,497	2,135	1,683	2,903	3,551	5,425	4,763	4,882	2,941	1,775	1,851
	前年対比	101%	102%	104%	121%	97%	121%	83%	100%	116%	98%	90%	101%	101%
	金額(千円)	1,746,943	86,187	90,257	128,526	102,115	170,950	179,992	233,334	176,180	196,013	129,833	120,203	133,352
	前年対比	105%	97%	90%	97%	98%	115%	108%	130%	104%	100%	88%	114%	100%
切葉	価格(円/本)	50	62	60	60	61	59	51	43	37	40	44	68	72
	前年対比	103%	94%	86%	80%	101%	95%	131%	130%	90%	102%	99%	113%	99%
	数量(千枚)	676	23	10	12	49	209	66	120	63	47	35	23	18
	前年対比	111%	114%	58%	87%	98%	157%	102%	123%	112%	74%	75%	79%	126%
切枝	金額(千円)	25,570	691	392	373	2,060	7,881	2,578	3,934	2,201	2,046	1,665	1,015	735
	前年対比	100%	103%	67%	79%	82%	150%	90%	95%	94%	91%	72%	83%	78%
	価格(円/枚)	38	30	38	31	42	38	39	33	35	44	47	44	40
	前年対比	90%	91%	117%	91%	84%	96%	88%	77%	84%	123%	96%	106%	62%
鉢花	数量(千束)	8,406	125	264	94	75	69	63	161	111	130	166	249	6,898
	前年対比	107%	108%	94%	108%	116%	127%	96%	131%	98%	131%	111%	102%	107%
	金額(千円)	888,207	18,630	43,479	17,686	16,029	15,286	14,765	26,964	20,585	25,911	25,442	29,897	633,535
	前年対比	100%	105%	94%	87%	116%	106%	102%	123%	102%	124%	92%	110%	98%
らん鉢	価格(円/束)	106	149	165	189	215	221	233	167	185	199	153	120	92
	前年対比	93%	97%	99%	81%	100%	83%	107%	94%	104%	95%	83%	108%	92%
	数量(千鉢)	1,765	89	92	146	131	398	130	86	49	90	170	206	176
	前年対比	91%	100%	101%	99%	98%	88%	98%	94%	108%	75%	74%	86%	102%
観葉植物	金額(千円)	615,985	27,160	23,597	44,154	43,193	172,353	33,909	22,506	11,167	23,285	42,183	79,738	92,740
	前年対比	95%	106%	80%	104%	105%	92%	93%	101%	120%	90%	81%	91%	106%
	価格(円/鉢)	349	304	257	301	329	433	261	262	228	258	248	387	527
	前年対比	105%	106%	79%	105%	107%	105%	95%	107%	111%	121%	110%	106%	103%
観賞樹	数量(千鉢)	41	2	3	5	6	4	3	3	3	3	3	3	3
	前年対比	102%	70%	106%	106%	137%	98%	102%	109%	106%	86%	100%	110%	88%
	金額(千円)	313,844	19,431	22,520	34,136	30,288	26,460	23,757	26,642	24,400	25,803	29,012	27,958	23,438
	前年対比	106%	99%	116%	113%	129%	97%	105%	113%	113%	94%	100%	110%	86%
観賞植物	価格(円/鉢)	7,596	8,386	6,696	7,336	5,495	6,184	8,252	8,426	8,224	8,910	8,523	8,704	8,775
	前年対比	103%	140%	109%	106%	94%	99%	102%	103%	107%	109%	101%	100%	97%
	数量(千鉢)	198	6	6	15	30	29	19	20	13	21	20	13	6
	前年対比	97%	89%	76%	119%	116%	100%	85%	108%	83%	91%	88%	99%	95%
苗木	金額(千円)	32,635	749	758	2,770	5,091	4,875	3,446	3,614	2,472	3,821	3,133	1,275	630
	前年対比	103%	121%	86%	159%	124%	98%	92%	122%	89%	95%	84%	85%	102%
	価格(円/鉢)	165	126	136	180	169	170	178	179	195	179	157	96	109
	前年対比	106%	136%	113%	134%	106%	98%	108%	114%	108%	104%	95%	85%	108%
その他花き	数量(千鉢)	293	7	8	32	45	77	21	12	14	18	25	23	10
	前年対比	94%	76%	79%	100%	121%	87%	88%	84%	102%	81%	79%	138%	97%
	金額(千円)	125,999	1,254	2,281	10,562	19,373	57,177	6,236	2,631	3,079	4,375	10,579	5,281	3,170
	前年対比	96%	48%	82%	120%	145%	89%	94%	91%	107%	79%	72%	101%	139%
苗木	価格(円/鉢)	429	177	275	329	429	739	294	228	219	248	421	226	305
	前年対比	102%	63%	104%	120%	119%	103%	107%	109%	105%	97%	92%	73%	144%
	数量(千箱)	179	4	6	19	21	28	20	9	5	10	14	25	16
	前年対比	98%	91%	113%	147%	98%	86%	97%	92%	135%	91%	78%	97%	100%
その他花き	金額(千円)	217,252	4,192	6,468	25,114	32,991	42,570	23,375	8,599	5,643	13,652	15,954	23,439	15,255
	前年対比	98%	81%	112%	162%	101%	94%	95%	84%	147%	108%	78%	85%	89%
	価格(円/箱)	1,216	947	1,080	1,305	1,567	1,504	1,151	949	1,030	1,417	1,113	934	971
	前年対比	101%	90%	100%	110%	102%	109%	98%	91%	109%	119%	99%	88%	88%
その他花き	数量(千箱)	51	1	0	2	2	2	1	3	2	2	2	5	29
	前年対比	98%	73%	37%	86%	78%	53%	42%	75%	125%	113%	40%	125%	124%
	金額(千円)	51,252	1,129	1,829	7,672	3,466	2,521	1,353	1,473	1,274	2,627	2,552	4,490	20,867
	前年対比	104%	82%	89%	136%	118%	93%	80%	98%	109%	99%	78%	146%	98%
その他花き	価格(円/箱)	998	1,476	4,838	4,109	2,143	1,473	977	503	544	1,097	1,566	885	713
	前年対比	106%	111%	240%	158%	152%	177%	189%	130%	88%	88%	195%	116%	79%

(1)-ウ 東京都中央卸売市場 部類別取扱金額シェア



(2) 東京都中央卸売市場 取扱金額推移



■茨城県産 ■東京都中央卸売市場市場全体(茨城県産を除く)

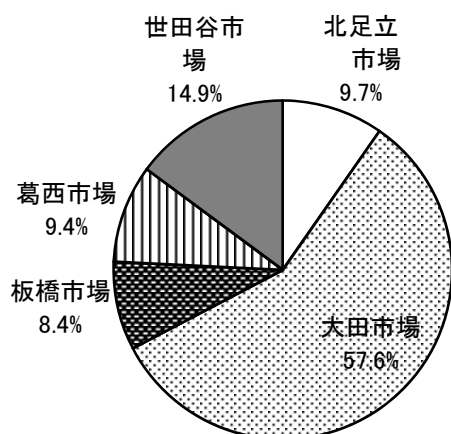
(3) 東京都中央卸売市場 市場別取扱金額

単位：千円

区分	総入荷			茨城県産			市場の占有率	
	平成25年	平成24年	前年比	平成25年	平成24年	前年比		
北足立市場	切花類	7,019,510	7,343,630	96%	297,923	301,129	99%	4.2%
	鉢物類	1,035,170	1,070,099	97%	83,340	90,190	92%	8.1%
	その他	296,934	295,981	100%	27,492	28,934	95%	9.3%
	計	8,351,614	8,709,710	96%	408,755	420,253	97%	4.9%
大田市場	切花類	36,978,741	36,860,975	100%	1,568,697	1,501,697	104%	4.2%
	鉢物類	9,224,560	9,437,423	98%	636,578	632,163	101%	6.9%
	その他	3,467,974	3,332,443	104%	158,649	152,823	104%	4.6%
	計	49,671,275	49,630,840	100%	2,363,924	2,286,683	103%	4.8%
板橋市場	切花類	6,566,015	6,697,127	98%	268,387	278,437	96%	4.1%
	鉢物類	574,253	595,711	96%	29,992	30,129	100%	5.2%
	その他	139,785	147,404	95%	9,497	9,470	100%	6.8%
	計	7,280,054	7,440,241	98%	307,876	318,035	97%	4.2%
葛西市場	切花類	5,543,830	5,358,821	103%	225,138	203,260	111%	4.1%
	鉢物類	1,991,171	1,951,221	102%	108,878	110,232	99%	5.5%
	その他	538,435	541,243	99%	33,299	34,867	96%	6.2%
	計	8,073,436	7,851,285	103%	367,316	348,359	105%	4.5%
世田谷市場	切花類	8,379,629	8,274,192	101%	300,575	303,567	99%	3.6%
	鉢物類	3,429,414	3,489,293	98%	229,674	245,629	94%	6.7%
	その他	992,560	1,051,549	94%	39,566	44,441	89%	4.0%
	計	12,801,604	12,815,035	100%	569,816	593,637	96%	4.5%
総計	切花類	64,487,725	64,534,746	100%	2,660,720	2,588,088	103%	4.1%
	鉢物類	16,254,568	16,543,746	98%	1,088,463	1,108,344	98%	6.7%
	その他	5,435,689	5,368,620	101%	268,504	270,535	99%	4.9%
	計	86,177,982	86,447,112	100%	4,017,687	3,966,967	101%	4.7%

切花類＝切花，切葉，切枝
鉢物類＝鉢花，らん鉢，観葉植物，観賞樹
その他＝苗木，その他花き

[総入荷]



[茨城県産]

